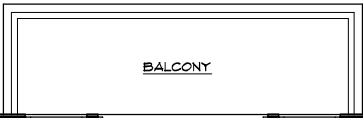


40'-4"

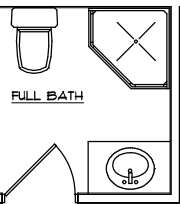
NAME	AREA
SECOND FLOOR PLAN	1682.1 sq. ft.

BEDROOM
9'-10" x 11'-7"

BEDROOM
9'-6" x 11'-7"



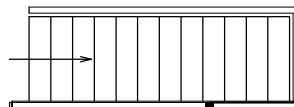
BALCONY




FULL BATH

PLAYROOM
13'-3" x 13'-3"

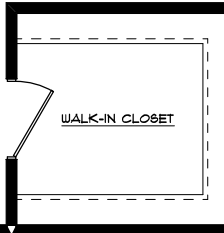
MASTER BEDROOM
13'-8" x 13'-0"



BEDROOM
10'-0" x 12'-8"



FULL BATH



WALK-IN CLOSET



WORKOUT ROOM
13'-5" x 14'-10"

BEDROOM
11'-0" x 11'-6"

58'-9"

58'-9"

40'-4"